

## **FORMING & SEALING PLATE REPAIR PROGRAM**

**If you need a good reliable company for seal plate repair look no further  
Kennedy Enterprises, Inc. can help.**



**Our program is as follows:**

**Step 1. Assessment of needed work.**

We check the entire plate for nicks, scratches, and any other damage that will effect the performance of the plate.

We check all electrical parts for condition.

We check for any threaded holes that might need to be repaired.



**Step 2. Removal of all electrical parts & cleaning.**

We remove all electrical parts.

We then sand blast the plate to get it totally clean.



**Step 3. Repair & Machining of Plate.**

We repair by welding any nicks, scratches, and any other damage as needed.

We then with a milling machine, mill plate to a smooth surface. **Note:** Milling process is completed keeping in mind the total over all height needed to maintain the manufacturer's tolerances for the proper working of the plate.


We also repair any threaded holes as needed.



**Step 4. Teflon Coating.**

Our Teflon coating is of the highest quality in the industry.

This assures long life during normal use of your plate.



**Step 5.**

**Installation & wiring of heaters & thermocouples**

We install the heaters and thermocouple, complete the wiring as per manufactures specifications. We then put the plate on our test bench to assure proper working of all components.



**Step 6. Completed plate.**

This process allows you to install your plate direct from Kennedy Enterprises shipping box with no delay in your daily work load.

